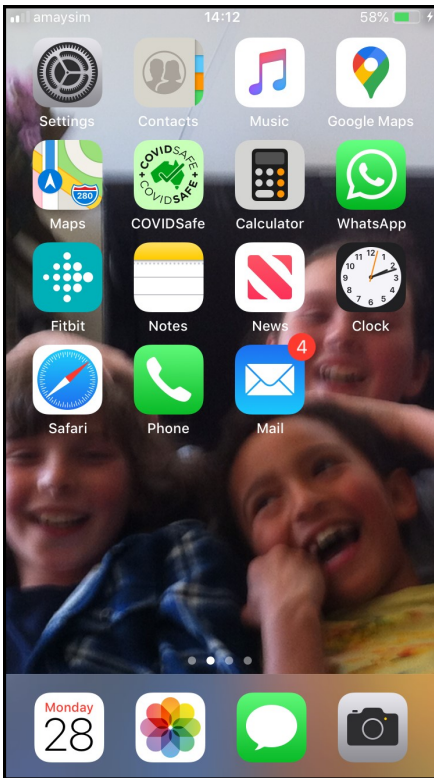


To connect an iPhone or iPad to the Internet via mobile data or Wi-Fi

1. Go to Settings



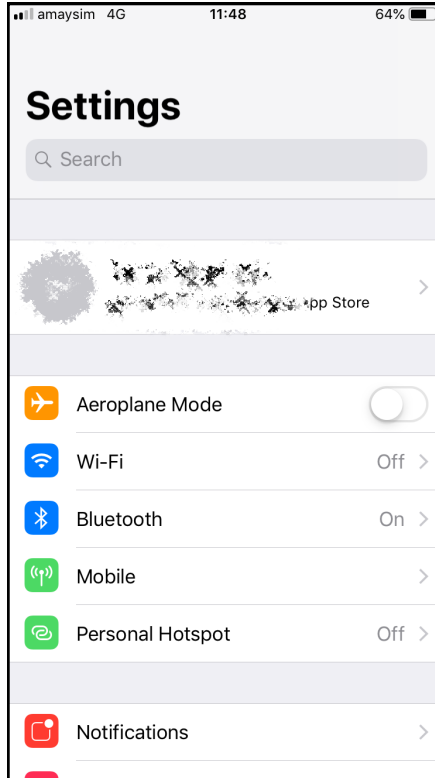
This is the home screen from an iPhone. The lack of an icon on the right of the network name at the top left of the screen is showing that Wi-Fi is not connected nor is data via the mobile phone network.

There are shortcuts to control mobile data and Wi-Fi but these have changed with the most recent versions of the operating system, these notes are believed to work for all versions.

To turn on mobile data or Wi-Fi it is necessary to go to the Settings app. It may be necessary to swipe left across the screen to see the next screen of icons and to keep going until you find Settings.

Selecting Settings will bring up **screen 2**.

2. Go to mobile data or Wi-Fi



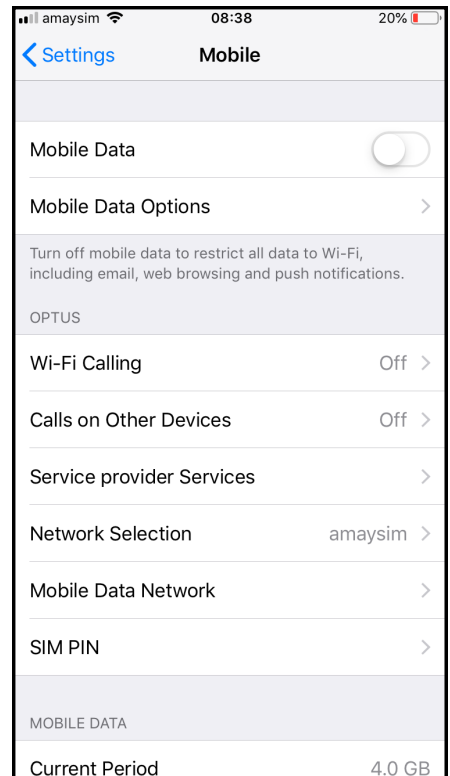
To turn on mobile data select Mobile and you will go to screen 2

To turn on Wi-Fi select Wi-Fi from the menu.

If Wi-Fi is turned off you will go to **screen 4**.

If Wi-Fi is turned on you will go to **screen 5**.

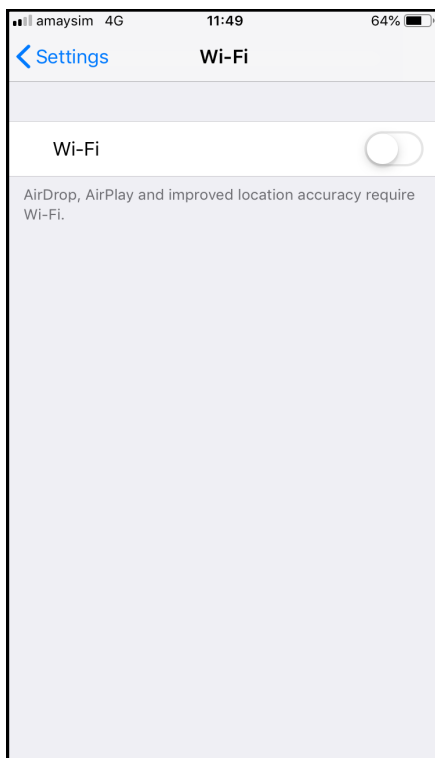
3. Turn on mobile data



Slide the button on the right of Mobile Data to turn on mobile data.

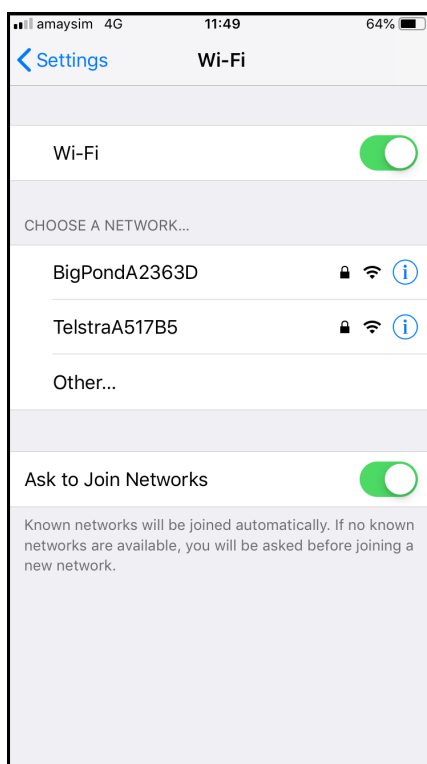
Press the Home button to return to the home screen.

4. Turn Wi-Fi on



Slide the button on the right of Wi-Fi to turn Wi-Fi on and the screen will change to **screen 5**.

5. Select Wi-Fi network



Make sure Ask to Join Networks is turned on.

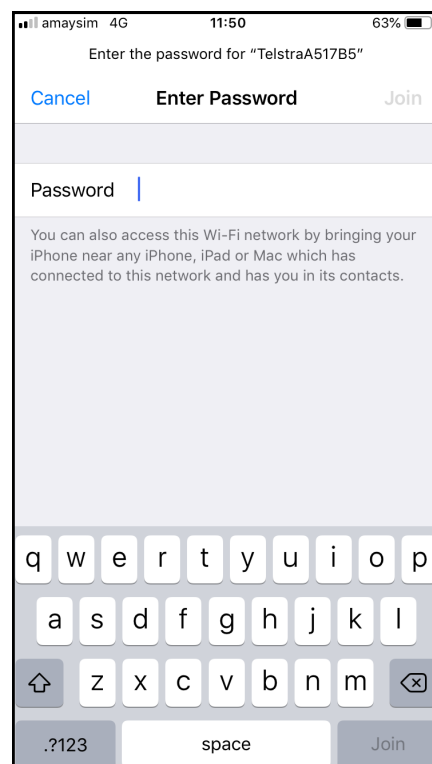
You will see the list of networks that you may be able to join.

If you are at home you will see your home Wi-Fi network and probably those of your neighbours..

If you are at a U3A premises the network you will want to connect to will be called **u3aguest**.

Select the one you want to join. If the device has been connected previously to that network it will connect and you will go to **screen 7**, otherwise you will go to **screen 6**.

6. Enter Password



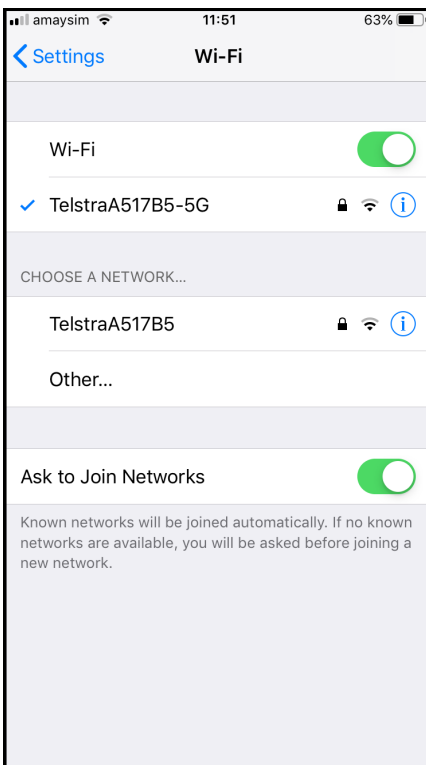
If you are joining your home network your service provider will have given you the password and it is probably on the back or the router.

If you are joining **u3aguest** the password will be on the whiteboard in each room and in the office.

Enter the password.

Press Join, which is on the line with Enter Password, and you will go to **screen 7**.

7. Confirm connected.



Note the network you have joined is now shown separately from the other networks and has a green tick next to it.

Press Home button to return to home screen.

